

instax mini 90

High performance flash

AE light receptor

Power switch

Shutter button
The power switch and shutter button are placed close to each other, making it easy for you to switch on and take a picture quickly.

MODE dial
By rotating the dial, you can switch modes and functions while looking through the viewfinder.

Strap eyelets (left and right)
The strap eyelets accommodate various types of straps.

Large LCD
The display shows the current mode and the number of remaining shots.

Mode/function switching buttons
With these buttons, you can select various shooting modes and functions.

- A Macro
- B Brightness control
- C Self timer
- D Flash ON/OFF
- E Mode button
 - Party
 - Kids
 - Landscape
 - Double exposure
 - Bulb exposure

Tripod socket
The tripod socket enables the instax to be attached to a tripod giving it stability, especially important when using the double exposure or bulb mode.

Horizontal shooting shutter button

Battery
A rechargeable battery is used.



Specifications



Film : Fujifilm Instant Color Film "instax mini" (separately available)
Film size : 86 mm x 54 mm
Picture size : 62 mm x 46 mm
Lens : Move in/out type lens, 2 components, 2 elements, f=60 mm, F=12.7
Viewfinder : Real image finder, 0.37x, with target spot and parallax adjustment for macro mode
Focusing : Motor-driven 3-range switching, 0.3m - ∞ (macro mode: 0.3m - 0.6m, normal mode: 0.6m - 3.0m, landscape mode: 3.0m - ∞)
Shutter release : Programmed electronic shutter release, 1.8 - 1/400 sec. shutter speeds (macro mode: aperture automatically fixed at F22, bulb mode: maximum 10-second shutter open time)
Exposure control : Automatic, LV5.0 - 15.5 (ISO800), lighten-darken control ±2/3EV, +1EV
Film feeding out : Automatic

Flash : Automatic electronic flash (with brightness adjustment function), forced firing mode (with brightness adjustment function), flash off mode, red eye reduction mode
Liquid Crystal Display (LCD) : Exposure counter (number of remaining shots), Macro mode, Brightness control, Self timer, Flash ON/OFF, Mode button (Party/Kids/Landscape/Double exposure/Bulb)
Power supply : NP-45A lithium-ion battery. Charge capacity: 10 film packs (based on our test conditions)
Accompanying items : Shoulder Strap, Warranty, Li-ion Battery NP-45A, Battery Charger BC-45C
Dimensions & weight : 113.4 x 91.9 x 57.2 mm, 296 g (excluding the battery, strap and film)

INSTANT COLOR FILM instax mini

Fujifilm Instant Color "instax mini"
Write your own personal message directly below the photo image.



GLOBAL instax.com

*The photos printed in this catalog were taken by instax mini. *Specifications and appearance of products are subject to change without notice.
 *The colors of the actual camera may be different from those used in this catalog due to various conditions for printing.
 *The photos in this catalog were taken at the Tokyo Tower and DECKS Tokyo Beach.
 *FUJIFILM and Instax are trademarks of FUJIFILM Corporation and its affiliates. ©2014 FUJIFILM Corporation and its affiliates. All Rights Reserved.

FUJIFILM
Value from Innovation

instax mini 90

NEO CLASSIC

Instant Camera

Black



New Brown



Exceeding all expectations

FUJIFILM

FUJIFILM Corporation

7-3, Akasaka 9-chome,
Minato-ku, Tokyo 107-0052, Japan

Ref. No. RB-1402E (SK-14-08-F1079) ©2014 FUJIFILM Corporation

instax
mini 90
NEO CLASSIC
Instant Camera

NEO CLASSIC

Designed with a classic look, the instax mini 90 offers advanced features, such as bulb and double exposures, that are attractions of traditional analog cameras and offer an enhanced capability to capture light creatively. The instax mini 90 is also equipped with new functions and features like macro mode and high performance flash, making this an instant camera for every photographer developed under the concept "NEO CLASSIC."

Bulb Exposure Mode




Double Exposure Mode



Shooting modes that make instax more fun


Bulb exposure mode

In bulb exposure mode, the shutter remains open (up to 10 seconds) while the shutter button is depressed, enabling photo capture that shows attractive night views and light streaks. You can take expressive photos, with more fun added to instax photography.



Double exposure mode

By selecting the double exposure mode and pressing the shutter button twice, you can superimpose two different images in one frame to create an artistic photo. Show your creativity with a unique photo.



A variety of functions that enhance user control and ease-of-use

Improved usability

The buttons on the back and the dial around the lens unit let you select modes and functions easily.



High performance flash

The high performance flash emits the ideal amount of the light finely adjusted for the distance to the subject and ambient brightness. It helps to optimize the exposure.

Party mode


The party mode enables the background as well as the subject to be captured brightly.



Various flash functions

The flash off mode is perfect for when using in places where flash is prohibited, or when looking to achieve a natural nuance to the photo.

Note: If the flash off mark blinks, be sure to avoid camera shake.



Kids mode

This mode is helpful to capture fast moving subjects like children and animals.



Note: Use of this mode is effective in shooting under low light conditions, such as room light or on a cloudy day.

Brightness control

You can add a low-key or high-key effect by controlling the brightness of photos.




Landscape mode

It is best suited to target a distant subject (3m to ∞).



Macro mode

The newly equipped macro mode lets you enjoy stunning close-up photography.



Note: Close-up from 30 cm to 60 cm is possible.